

Working Paper

Sponsored by the Government of Norway

Map of Gender Violence in Argentina

Executive Summary, Tables and Graphics

Diego M. Fleitas Ortiz de Rozas^{**} and Alejandra Otamendi^{*}

With the collaboration of María Quevedo and Quintijn Kat

Buenos Aires – December 2, 2011

This working paper will be later edited and published in its final version

The sponsor Government is not responsible and nor necessarily shares the terms of this work



EMBAJADA DE NORUEGA

^{**} MSc in Public Policy (University of Oxford), Lawyer and Sociologist (UBA), Director of the Asociación para Políticas Públicas. dfleitas@app.org.ar

^{*} MSc in Global Governance (University of Oxford), Sociologist (UBA) and Dphil student at UBA and at the École des Hautes Études en Sciences Sociales (EHESS).

Executive Summary

This is a summary of report written in Spanish, carried out under with the sponsorship of the Norway's government, it aims to provide information and statistical analysis, until now unpublished, on the characteristics, evolution and possible explanations about gender violence in Argentina and in each one of its provinces. Its goal is to contribute to the knowledge and divulgation of the gender violence problem and to strengthen prevention policies.

Although the research was carried out using a wide range of sources such as death and injury certificates, police reports, data from surveys or census, and also examining the antecedents and theories in the topic; it should be essentially considered an empirical and exploratory work, since the topic complexity and insufficient data quality impede us reaching definitive conclusions which would require a more in depth study.

However, there are some questions that have regularly turned up throughout the investigation that are worth mentioning, which are also consistent with studies and theory on the subject . The first is that given adolescents and young people are the main risk group of homicides, suicides and rapes, so special policies must be developed for them. The second issue is that alcohol abuse appeared always as one of the main explanation related to gender violence, so it demands serious policies about it. Finally, poverty, which is also associated with the alcohol abuse, and with many other dimensions, appears to be a structural factor closely linked to major levels of violence.

In the work in Spanish there is a brief review of theoretical and methodological questions on gender violence; and a description about the scope, evolution and causes of women murder and suicides in Argentina, for what the main source was the mortality database of the Health Ministry. In addition, homicides, suicides and rapes will be studied particularly focusing on women between 15 and 19 years old, and also using the statistics from the National System of Criminal Information. Additionally, women injuries will be analyzed using as main source the Injuries Surveillance System database of the Ministry of Health. Finally the scope and distribution of beaten women will be presented using as source the Risk Factors National Survey .

Within the findings of this work it is worth highlighting the following ones:

- In Argentina from 1997 to 2009 there were 5.681 women homicides which represent 14 % of total homicides. In the year 2009, there were 377 murdered cases which meant a rate of 1,8 per 100.000 women.
 - Women suicides were 8.188 cases from 1997 to 2009 and they represented a 15 % of total, and 634 cases occurred in 2009 (rate 3, 1 every 100.000 women).
 - The main age group at risk for homicides and suicides are women between 15 and 19 years old.
 - While suicides experienced a slight 5% growth from 1997 to 2009, this was much more marked in the case of young women, thus in the 15 to 19 age group was 57%.
-
- This increase of young women suicides was more important in some Provinces: there were 7 provinces, mainly in the North and the Patagonia, where the growth was higher than 100% from 1997/99 to 2007/09.
 - The increase of suicides can have many explanations; one of them is the growth of a specific suicide risk factor during that period: which was the youth drug abuse.

- Women homicides appear to be associated to two different dynamics: robbery and violence in great cities, and on the other hand to gender violence.
- 58% of women murders are committed with firearms, what is a lower percentage compared to the firearms use in men homicides.
- Robbery in part explain murdered women with firearms, thus there is a relationship between its rate variations , with the levels of armed robbery by provinces, and also with the evolution of vehicles robbed, in this case at a national level analysis.
- An investigation by the Supreme Court has corroborated that double dynamic of women homicides, thus 50% were motivated by domestic violence and 27% occurred during a robbery in the City of Buenos Aires in 2010.

- There are Provinces, particularly in the North, which have low overall homicide rates but a high proportion of murdered women, what according to the literature may be an indicator of a “femicides” high proportion .
- The provinces with the highest rates of women murders are in the Northern and Patagonian regions , and given that those provinces have generally low levels of robberys and of firearms use, one may also assume that those deaths would tend to be “femicides”.
- While the provincial suicide rates are quite homogeneous, in the Northwest and Patagonia they tend to be greater.

- According to the processed Injury Surveillance System database, 25% of total aided patients due aggression are women.
- 21% of women assault injuries were caused by their current or former partner but that percentage could actually be higher because there are cases in which victims prefer not to inform the author.
- 26% of the injuries were caused by unknown persons and many of those cases are linked to robberies.
- Women’s injuries by their partners were caused in a 78% by hits, while the proportion of firearms was only 1% of the total.
- Young women are the main age group victim of injuries caused by the couples.
- The majority of injuries done to women by their partners were during the weekend, which may be linked to alcohol abuse.
- In the self-inflicted injuries, mostly suicide attempts, the main method used by women was the poisoning or intoxication (71% of cases), which has a very low lethality level.
- In the 15 to 19 age group, the provinces with the highest rates of homicide are Río Negro, and the Northern provinces, being noteworthy very high differences between provinces rates.
- The Northern provinces have the highest rape rates, which is 10 times higher than in provinces with low ones. For example, Santiago del Estero and Jujuy’s rates are 27 and 21, respectively, and in Chubut it was only 2.2 per 100.000 habitants.
- There would be a link between rape high levels and murders in provinces; in fact, the SNIC in 2008 recorded at least 20 killings in rapes.

- Provinces from Patagonia and the Northwest have the highest suicides rates of women, from 15 to 19 years old. For example, Jujuy has 10 times higher rates than the city of Buenos Aires.
- There is possible link between high rape rates and suicide of young women in some provinces.
- High rates of youth suicide in relatively remote provinces were accentuated in recent years, what may hypothetically be related to a gap caused by access to culture, interrelations and globalize expectations in the web, which turn out to be in conflict with local and traditional realities.

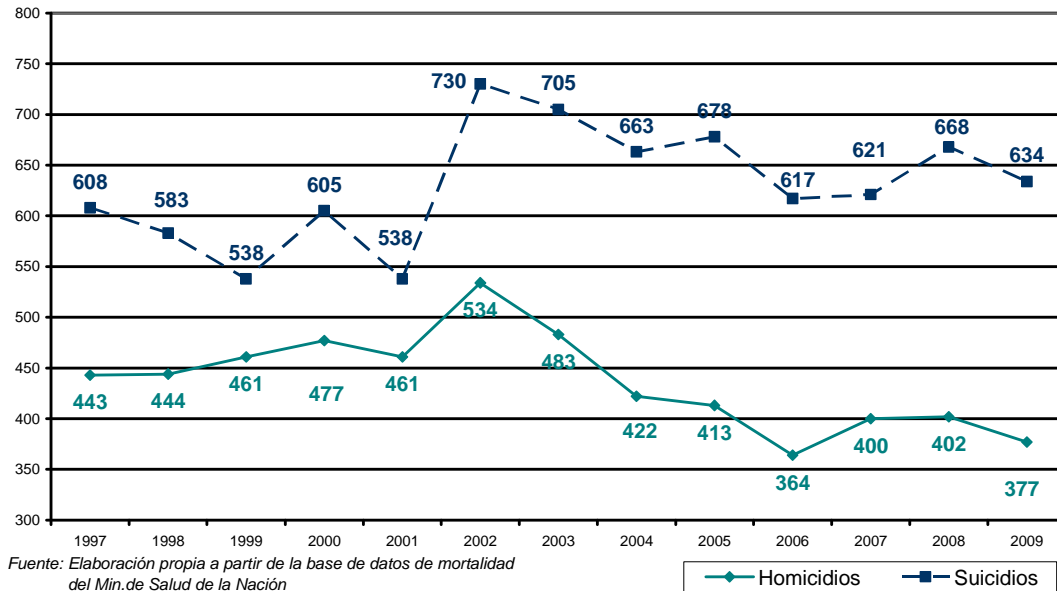
- Murders rates of women aged 15 to 19 are statistically related with high levels of, on the one hand, the provincial illiteracy (indicator of underdevelopment in general) and on the other hand, armed robbery levels.
 - The highest rape rates by region (particularly in the North) are associated with higher rates of alcohol abuse and of Unsatisfied Basic Needs.
 - In Argentina, in the year 2009, 461.000 women would have been beaten, of which 275 thousand were not in cases related with robberies, so they may possibly be more linked to social or gender violence according to the own calculus based on Risk Factors National Survey of 2009.
- The jurisdictions with highest percentages of beaten women both in general and in cases not linked with robberies, are the City of Buenos Aires and the Northern Provinces .
 - Higher percentages of beaten women by jurisdiction are determined on the one hand by robbery levels and on the other by the percentages of alcohol abuse; pointing out two regional dynamics (both linked to high levels of beaten women): large provinces with high robberies levels and the northern provinces with high rates of alcohol abuse.
 - In a specific statistical analysis done with the Risk Factors National Survey with the province of Salta cases, emerged that women has more likelihood of being beaten if they abuse of alcohol and also if they are separated or in a lesser extent married, young and from households with Unsatisfied Basic Needs, being the mentioned partner status an indicator that these cases may be partly linked to domestic violence.

Tables and Graphics

Women Homicides and Suicides Evolution in Argentina

Quantity/1997-2009

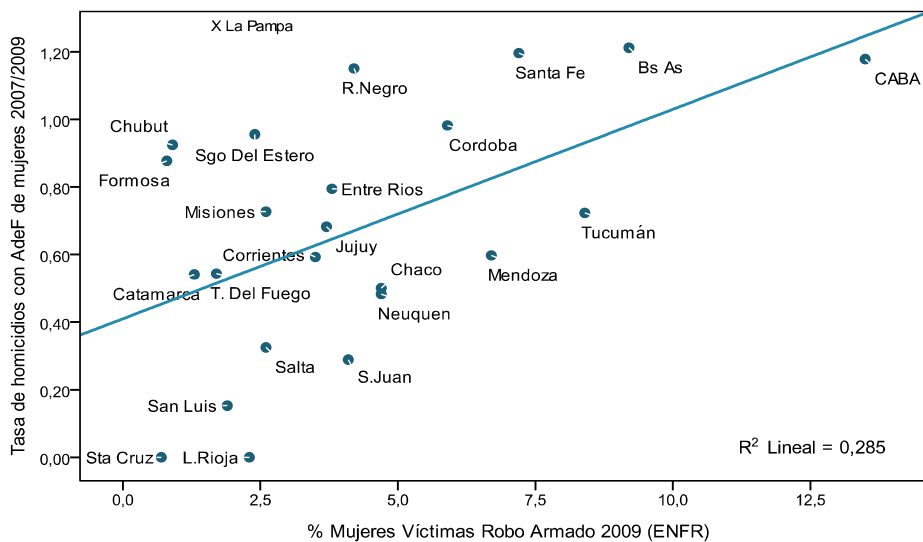
Evolución de Homicidios y Suicidios de Mujeres en Argentina
Cantidad /1997-2009



Source: Elaborated by APP using the mortality database of the National Ministry of Health.

Relationship between levels of armed robbery and homicide rates in women with firearms by Provinces

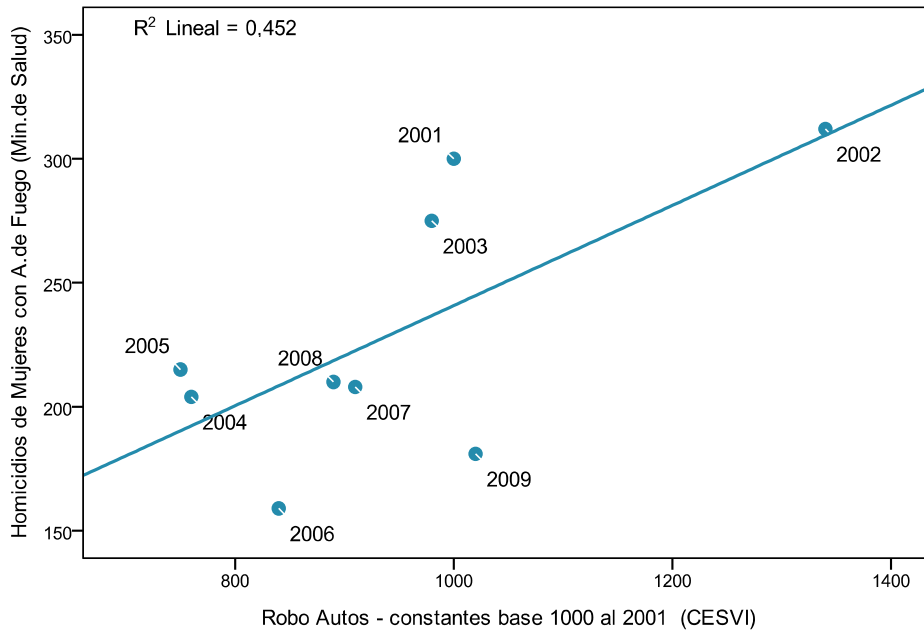
Average annual rate every 100,000 women and Percentages



Source: Elaborated by APP using the mortality database and the database of the ENFR of the National Ministry of Health.

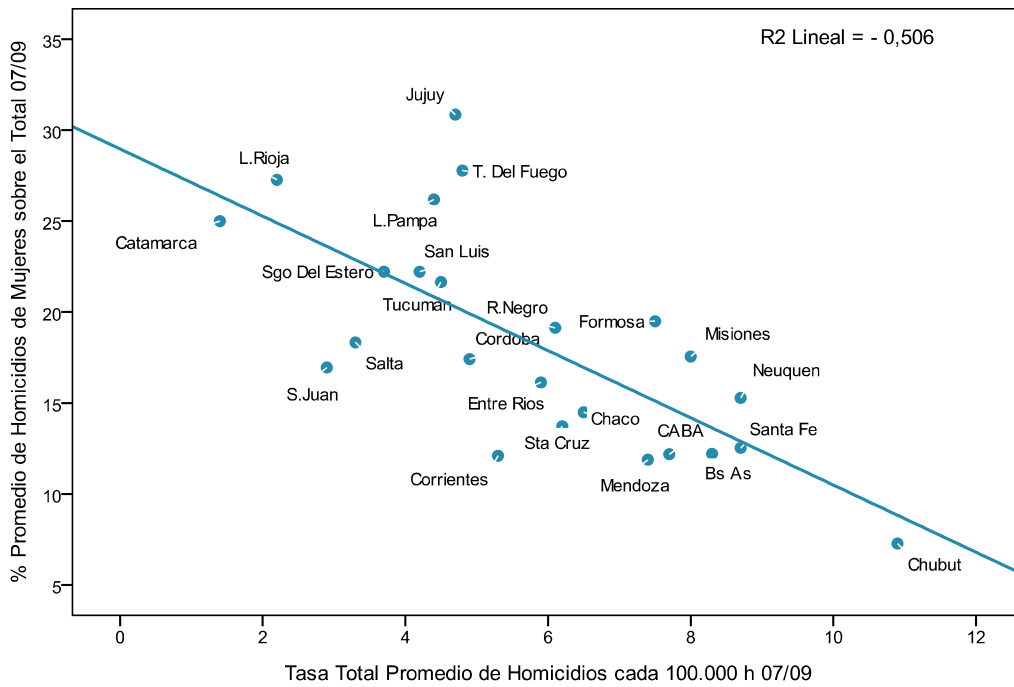
Relationship between the increase of the Motor Vehicle Theft with levels of homicides involving firearms of Women in Argentina

Quantity and Constant Numbers/ 2001-2009



Source: Elaborated by APP using the mortality database of the National Ministry of Health and data from CESVI.

Indicator of "Femicides"? Relation between High Percentages of Women's Homicide with low rates of Homicides. 2007/2009



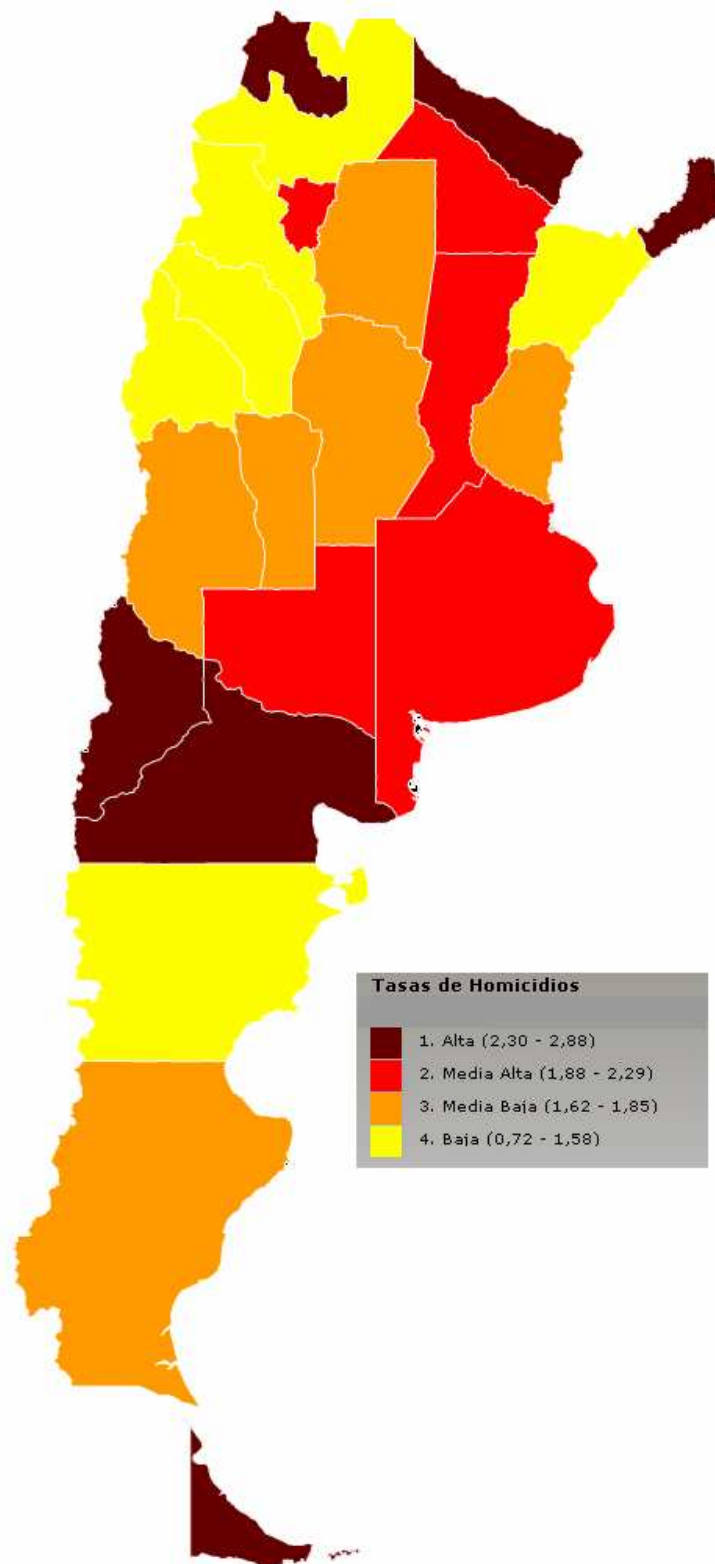
Source: Elaborated by APP using the mortality database of the National Ministry of Health.

Homicides and Robbery Victims by Provinces

	Tasa Homicidios de Mujeres 07/09	% Homicidios de Mujeres sobre el Total 07/09	% Homicidios de Mujeres con A. de Fuego 07/09	% de Mujeres Vict. de Robo Armado 2009	Tasa Total Homicidios 07/09
Formosa	2,9	19,5	30,4	0,8	7,5
Jujuy	2,8	30,9	24,1	3,7	4,7
Misiones	2,8	17,6	26,1	2,6	8
T. del Fuego	2,7	27,8	20	1,7	4,8
Neuquén	2,7	15,3	18,2	4,7	8,7
R. Negro	2,3	19,1	50	4,2	6,1
L. Pampa	2,3	26,2	54,5	1,4	4,4
Santa Fe	2,1	12,5	56,2	7,2	8,7
Bs As	2,0	12,2	61,4	9,2	8,3
CABA	1,9	12,2	60,4	13,5	7,7
Tucumán	1,9	21,6	38,1	8,4	4,5
Chaco	1,9	14,5	26,7	4,7	6,5
Entre Rios	1,9	16,1	42,9	3,8	5,9
San Luis	1,8	22,2	8,3	1,9	4,2
Sta. Cruz	1,8	13,7	0	0,7	6,2
Mendoza	1,7	11,9	34,8	6,7	7,4
Córdoba	1,7	17,4	58,8	5,9	4,9
Sgo. del Estero	1,6	22,2	59,1	2,4	3,7
Chubut	1,6	7,3	58,3	0,9	10,9
Corrientes	1,3	12,1	47,4	3,5	5,3
L.Rioja	1,2	27,3	0	2,3	2,2
Salta	1,2	18,3	27,3	2,6	3,3
S. Juan	1,0	16,9	30	4,1	2,9
Catamarca	0,7	25,0	75,0	1,3	1,4

Source: Elaborated by APP using the mortality database of the Ministry of Health; own generation based on the 2009 ENFR database; and population according to the 2010 Census of INDEC.

Murders of Women by Provinces_
Average rate every 100,000 women - 2007/2009



Source: Elaborated by APP using the mortality database of the National Ministry of Health and the ENFR 2009. Population of reference: Census 2010, INDEC. The map was elaborated with Target Map.

Suicides of Women by Province

Annual average rate every 100.000 women and quantity – 2007/2009

Provincia	Tasa	Nro
Jujuy	5,6	57
L. Pampa	5,4	26
Salta	5,3	98
Chubut	4,8	36
Neuquén	4,4	36
T. Del Fuego	4,4	8
Catamarca	4,3	24
Formosa	4,1	33
San Luis	4,1	27
Tucumán	4,1	91
Corrientes	4,0	60
Entre Ríos	3,9	73
Mendoza	3,5	93
Misiones	3,5	57
Chaco	3,4	55
Santa Fe	3,1	151
Sta. Cruz	3,0	12
Córdoba	3,0	151
R. Negro	2,8	27
S. Juan	2,8	29
Bs As	2,6	631
L. Rioja	2,6	13
CABA	2,3	109
Sgo. Del Estero	1,8	24

Source: Elaborated by APP basing on the mortality database of the Nacional Ministry of Health and the ENFR 2009. Population of reference: Census 2010, INDEC.

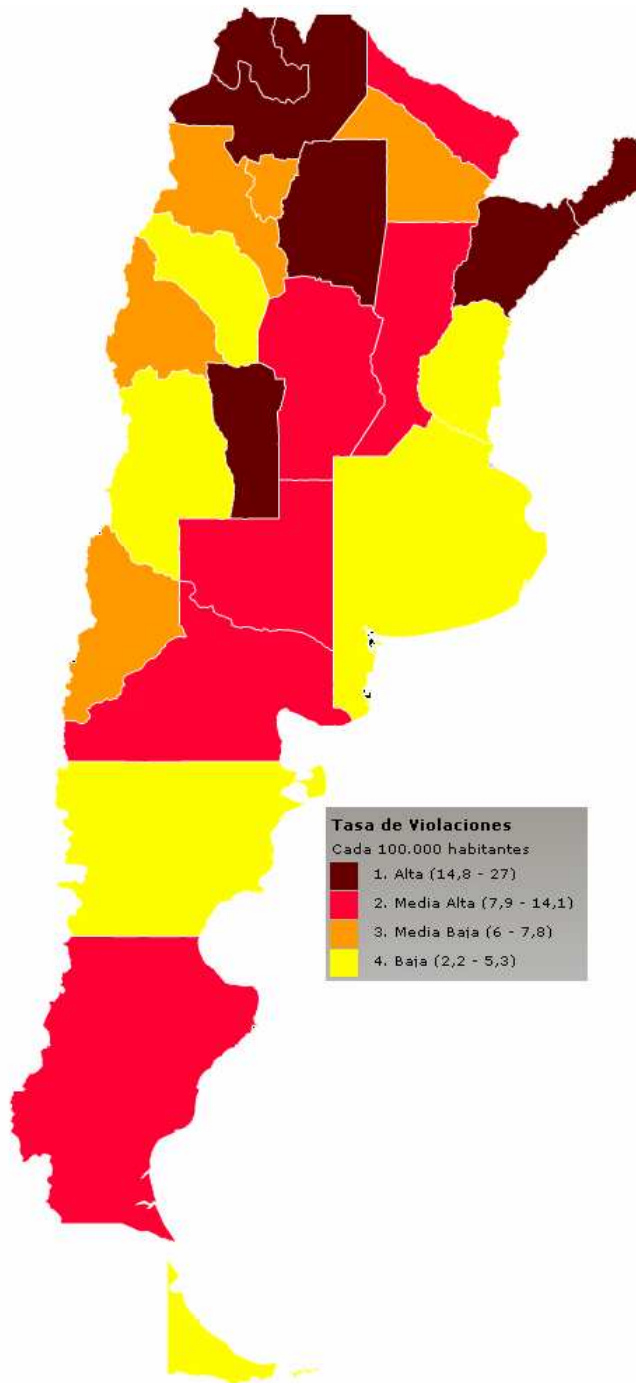
Homicides and Suicides of Young Women and Rapes by Province

	Mujeres de 15 a 19 años Tasas - Promedio Anual 2007/2009		Violaciones Tasas - 2008
	Homicidios	Suicidios	
R. Negro	7,7	3,8	10,7
Chaco	5,4	7,4	6,5
L. Rioja	5	9,9	4,5
Tucumán	4,8	14,5	6,8
Jujuy	4,2	21,2	21
Sgo Del Estero	4,2	5,9	27
Formosa	4,1	5,5	12,7
CABA	3,7	2,2	7,8
Corrientes	3,7	8,9	15
Misiones	3,4	8,9	17,4
Santa Fe	3,3	6,1	11,3
Bs As	2,9	3,3	4,6
Mendoza	2,8	6,2	2,6
L. Pampa	2,5	7,6	7,9
Córdoba	1,8	4,1	14,1
Salta	1,8	15,4	18,2
Chubut	1,7	5,2	2,2
Neuquén	1,5	14,7	6,4
Entre Ríos	1,3	8,3	5,3
S. Juan	1,2	3,5	6,2
Catamarca	0	10,6	6
San Luís	0	6,3	14,8
Sta. Cruz	0	15,5	9,2
T. Del Fuego	0	0	4,8

Source: Elaborated by APP basing on the mortality database of the National Ministry of Health and SNIC.

Note: average rates for women between 15 and 19 years old were calculated with information from the 2001 census. Information from the 2010 census was used for the rest of the table.

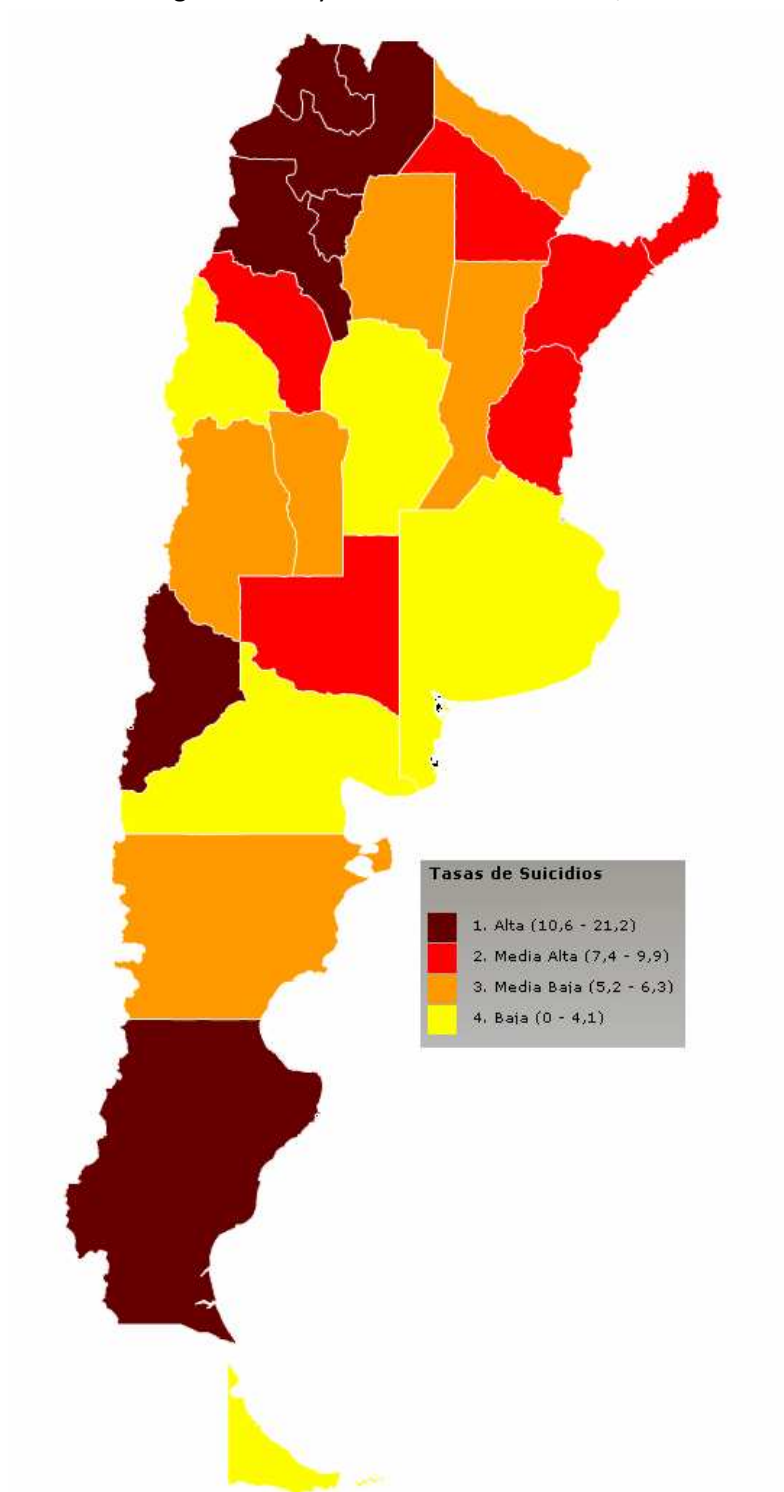
Rapes by Province
Rate per 100.000 persons – 2008



Source: SNIC for rapes and 2010 Census for population data. The map was elaborated with Target Map.

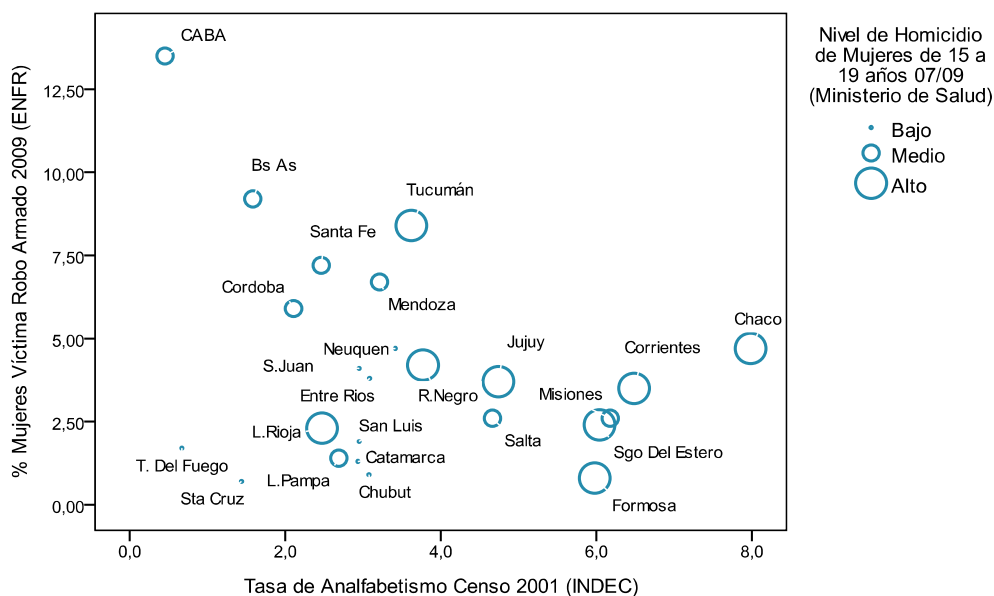
Suicides of Women aged from 15 to 19 by Province.

Average rate every 100.000 women – 2007/2009.



Source: Elaborated by APP basing on the mortality database of the National Ministry of Health and the ENFR 2009. Population of reference: Census 2010, INDEC. The map was elaborated with Target Map.

Relation between adolescent homicides with analphabetism and firearms robberies by Province



Source: Elaborated by APP using the mortality database of the Nacional Ministry of Health, the ENFR 2009 and data from INDEC.

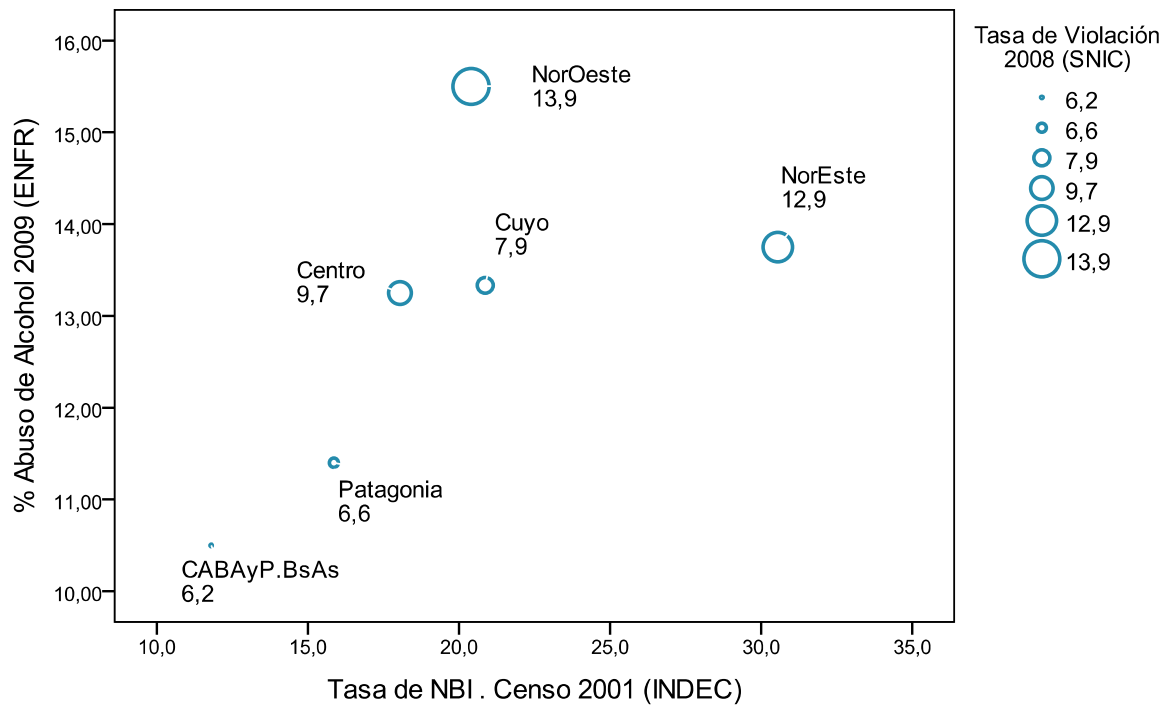
Homicides, Suicides and Rapes of Women by Region

Totals and age group of 15 to 19

	Tasas Promedio Totales 2007/2009		Tasas Promedio de 15 a 19 años 2007/2009		Tasa Promedio de Violación 2008
	Homicidios	Suicidios	Homicidios	Suicidios	
Nor Oeste	1,6	3,7	2,5	12,5	13,9
Nor Este	2,2	3,8	4,2	7,7	12,9
Centro	1,9	3,5	2,5	6,5	9,7
Cuyo	1,6	4,3	1,5	9,3	7,9
Patagonia	2,3	3,9	2,8	6,0	6,6
Ciudad y Prov. Bs.As	2,0	2,5	3,3	2,8	6,2

Source: SNIC for rapes, 2001 and 2010 Census for population data, and the mortality database of the Nacional Ministry of Health.

Relation between abuse of alcohol and Unsatisfied Basic Needs by region



Beaten Women by Province

Percentages – Year 2009

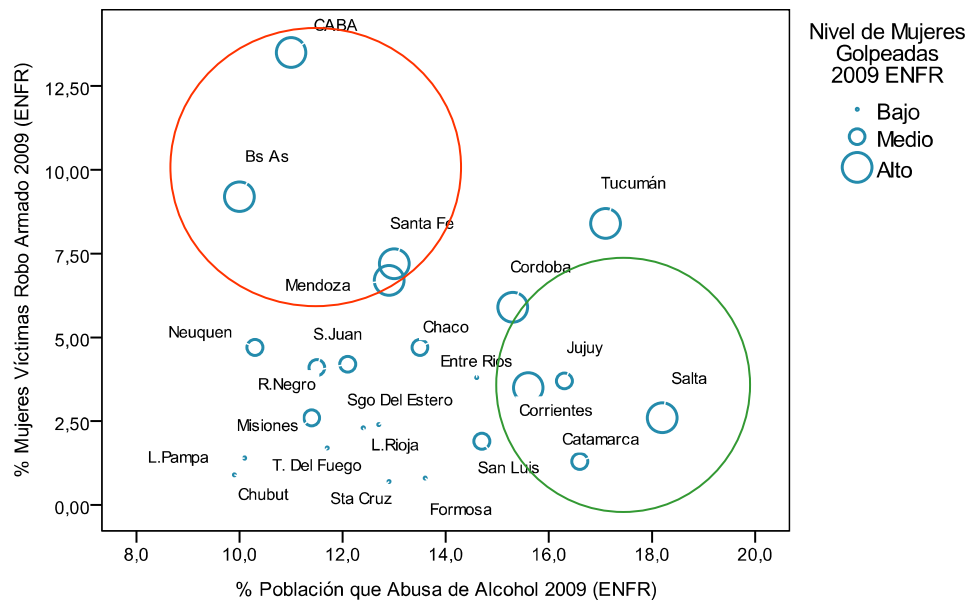
	% Mujeres Golpeadas (No Robadas)	% Total de Mujeres Golpeadas	% Mujeres Golpeadas (No Robadas) respecto al % total de Golpeadas
CABA	4,8	6,9	69,6
Salta	4,5	4,7	95,7
Corrientes	4,0	4,6	87,0
Mendoza	3,3	4,8	68,8
Jujuy	2,8	3,1	90,3
Tucumán	2,8	5,3	52,8
Catamarca	2,3	2,5	92,0
Córdoba	2,3	3,3	69,7
Misiones	2,3	2,4	95,8
Santa Fe	2,2	3,3	66,7
R. Negro	2,0	2,6	76,9
S. Juan	1,8	2,5	72,0
Bs As	1,7	3,2	53,1
San Luís	1,7	2,2	77,3
Sta Cruz	1,7	1,7	100,0
T. Del Fuego	1,7	1,7	100,0
Neuquén	1,4	2,8	50,0
Sgo Del Estero	1,2	1,2	100,0
Chaco	1,2	2,1	57,1
Entre Ríos	1,1	1,7	64,7
Formosa	0,8	0,8	100,0
L. Rioja	0,8	1,3	61,5
Chubut	0,7	0,8	87,5
L. Pampa	0,5	0,6	83,3
Argentina %	2,3	3,5	65,7
Nro	275.122	461.116	-----

Fuente: Elaboración propia a partir de la base de datos de la ENFR 2009 del Ministerio de Salud

Source: Elaborated by APP using the ENFR 2009 database.

Relation between beaten women and firearm thefts, and abuse of alcohol in Argentinean provinces - 2009

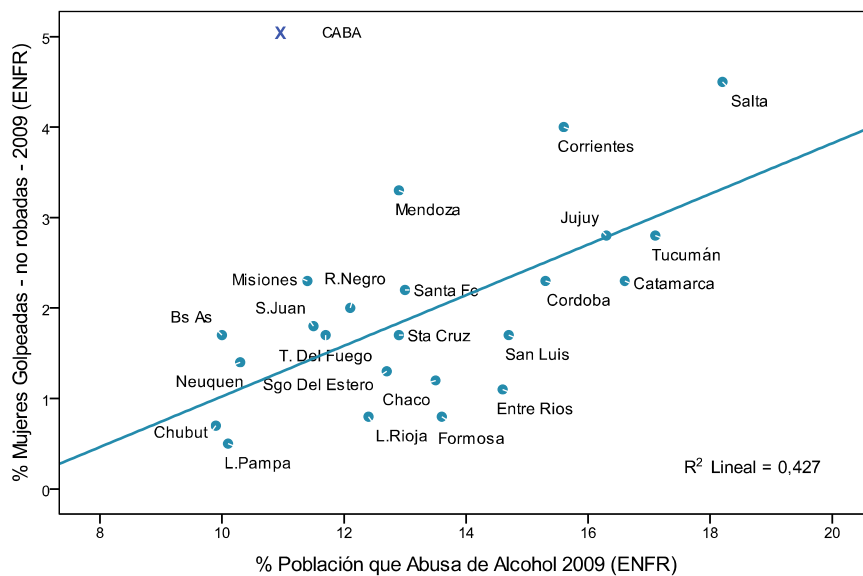
Source:
by APP
the ENFR
database.



Elaborated
basing on
2009

Source: Elaborated by APP using the ENFR 2009 database.

Relation between beaten women and abuse of alcohol in Argentinean provinces – 2009



Nota: Para la Regresión no se tuvo en cuenta la Capital Federal

Source: Elaborated by APP using the ENFR 2009 database.